


PROJECT: You will make a small, hand-built animal pinch pot. Decide if your pot will be an animal head or the entire animal. Your pinch pot must be completely smooth. No more than 3 animal-body-part details can be slipped and scored on, so choose wisely!



1. BRAINSTORM:

Types of animals:

Your animal pinch pot must have no more than 3 body parts slipped and scored onto the main pot. What are some cute parts of an animal that you could add onto the body?

HEAD

Brainstorm 3 features from the head:

1. _____
2. _____
3. _____

BODY

Brainstorm 3 features from anywhere on the body:

1. _____
2. _____
3. _____

Will your pinch pot be the body of the animal or the head of the animal? Circle one.

Body

Head

What colors will you be using to paint additional details?

What basic shape could your pot to be?

1. _____
2. _____
3. _____
4. _____

2.

2. REFERENCES:

Hit the internet and find some pictures to help you create.
Find: 2 animal illustrations, 2 animal photographs & 2 animal pinch pots.

2 Animal Illustrations

2 Animal Photographs


2 Animal Pinch Pots

3.

3. THUMBNAILS:

Draw 3 different designs for your pinch pot animal.
Make sure to try different ideas.


FRONT VIEW




FRONT VIEW




FRONT VIEW




SIDE VIEW



SIDE VIEW



SIDE VIEW



Animal: _____

Animal: _____

Animal: _____